

HIMALAYA INTERNATIONAL SCHOOL

CLASS – NURSERY

HOLIDAY HOMEWORK (2023-2024)



Sweet as berry, summer is
merry, Cool fruits and
lemonade

A memory that will never
fade, Vacations are always
FUN

Dear Parents,

This is to inform you that Summer Vacation will be starting from 22nd May '23 to 30th June'23.

Children are born with natural curiosity and inquisitiveness about the world around them. It is important for us to help them keep this spark alive and to make learning fun.

Summer Vacation is just round the corner, let every movement of this vacation be a time to unite, connect and enjoy beautiful movements with your child.

Few tips to make your child become independent and confident :

Independent Me :

- Folding Clothes
- Buttoning and Unbuttoning
- Filling the water bottles
- Tidy up toys
- To clean room after playing etc. to teach your child good manners
- Water the plants and feed the birds and animals
- To involved in reading good books
- Try to show educational channels like – Discovery, National Geography etc.

Awareness Activities :

- Get up early in the morning
- Do exercise daily
- Wish your elders with a smile
- Spend time with grandparents
- Don't waste water

- Grow more plants
- Maintain social distance
- Washing hands before and after meal
- Brushing teeth twice a day
- Combing hair regularly
- Bathing everyday

English : Do Practice of
➤ Capital Letters L, T, I, F, E & H (3 times)

Hindi : स्वरोँ का मौखिक अभ्यास चित्रों सहित :
'अ' से 'ई' तक ।

Maths : Do Written Practice of
➤ Numbers 1, 4 & 7 (3 times)

Rhymes : Learn English and Hindi Rhymes with action done in month of
April' 23 and May' 23


EVS : Do Book Pages 12 to 16, 33 to 35, 45 and 46

NOTE : All the work should be done in a separate three- in- one copy.


HAPPY HOLIDAYS

Aim: Logical ability


Circle the odd one out



Paste Photo of Your family members
and colour the picture:



Yummy Fruits: Dip Cotton bud in different poster
Colour and give impression on the Fruits.

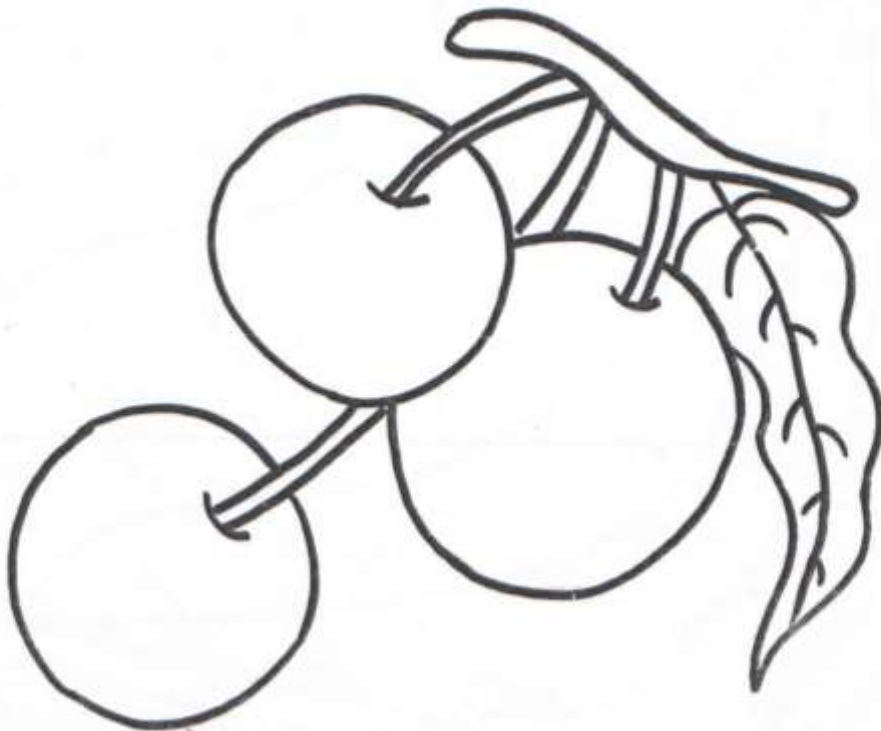



Aim: Fine Motor Development.


Colour the fruits

Name

Date



Tear the paper and paste it in Mushroom.




Colour the grass green and
flowers yellow.

Colour the Frog




Colour the circles and help the giraffe to find the path to the tree.




I am a Circle
Nice and round
I have no corners
I roll around.

Colour the duck



Aim: Speaking and Reading Skills
Colour the Letter L and related pictures



T t



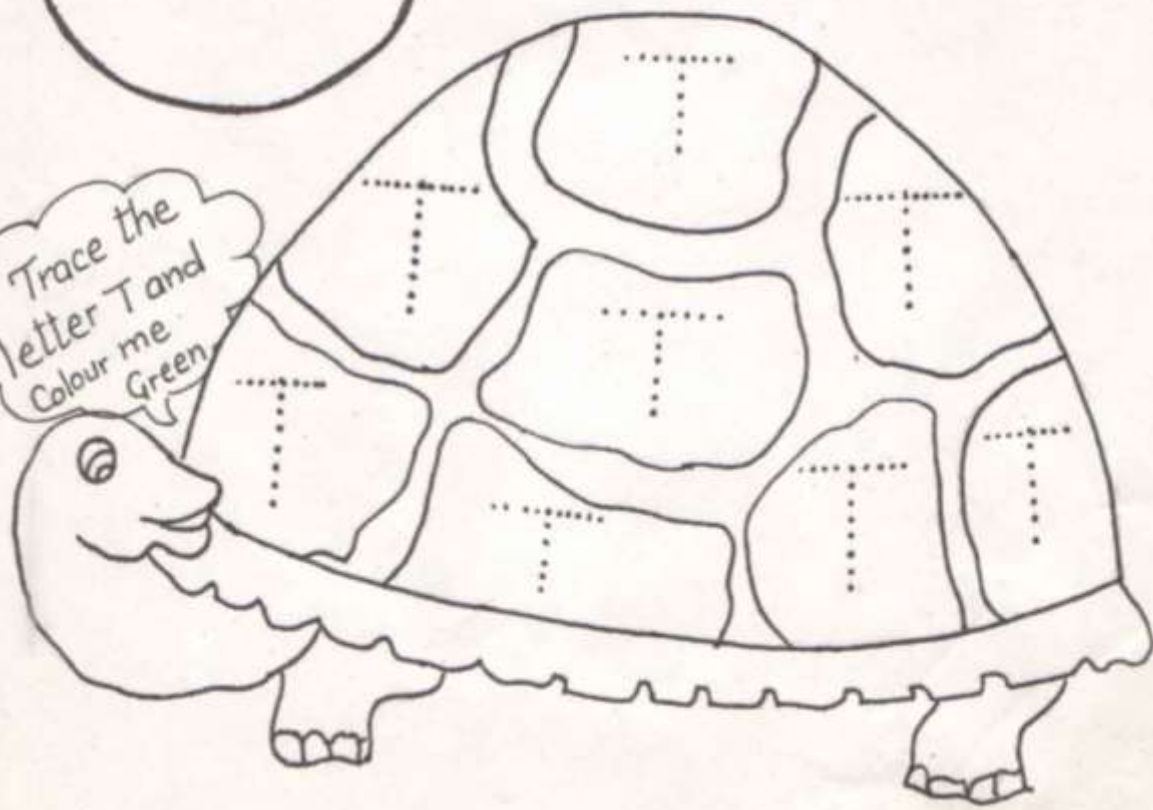
Do You know
Your Dad's
Telephone No



Colour me
red


TRING TRING....
Colour me
Blue.

Trace the
letter T and
Colour me
Green.




Fun with Number 1

Colour the pictures beautifully



Earth





Sun



Moon

7



4



Four

4	4	4	4	4	4
4	4	4	4	4	4
4	4	4	4	4	4
4	4	4	4	4	4
4	4	4	4	4	4


Ii




Igloo

I	I	I	I	I
I	I	I	I	I
i	i	i	i	i
i	i	i	i	i


E



Elephant



F



Handwriting practice lines consisting of five rows. Each row has a solid top line, a dashed middle line, and a solid bottom line. Vertical dashed lines divide each row into six equal-width columns.

H



Hat

Handwriting practice section consisting of six rows of guided lines. Each row has a solid top line, a dashed middle line, and a solid bottom line. The first row contains a solid uppercase letter 'H' for tracing. The remaining five rows contain dashed uppercase letters 'H' for tracing.